


○ JCH2-125 Main Switch Isolator

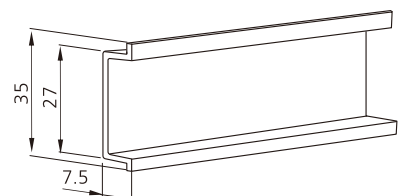
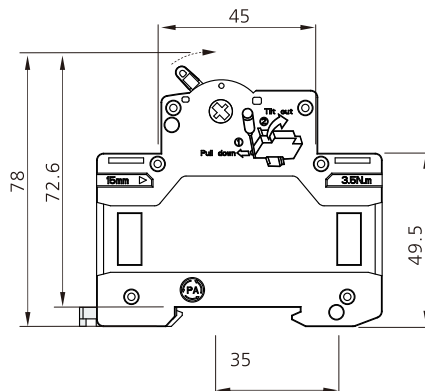
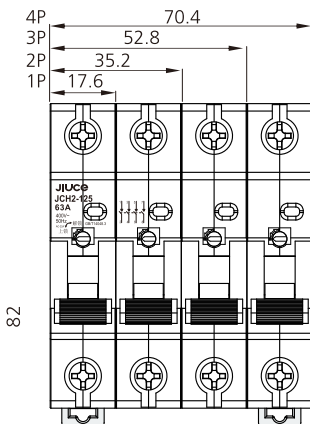






Main feature

- Built-in plastic lock kit
- With contact indicator
- Rated current up to 125A
- 1 Pole, 2 Pole, 3 Pole, 4 Pole are available
- Comply with IEC 60947-3

Application

JCH2-125 series Main Switch is a switch disconnecter which can be used as an Isolator, and can be used for residential and light commercial applications.



Product code	JCH2-125			
Picture				
Pole	1 Pole	2 Pole	3 Pole	4 Pole
	Standard		IEC 60947-3, EN 60947-3	
Electrical features	Rated current I_n (A)		32,40,50,63,80,100,125	
	Poles		1P, 2P, 3P, 4P	
	Rated voltage U_e (V)		230/400~ 240/415	
	Insulation voltage U_i (V)		500	
	Rated frequency		50/60Hz	
	Rated impulse withstand voltage(1.2/50) U_{imp} (V)		4000	
	Rated short-time withstand current I_{cw}		12Ie, 1s	
	Rated making and breaking capacity		3Ie, 1.05Ue, $\cos\phi=0.65$	
	Rated short circuit making capacity		20Ie, t=0.1s	
	Dielectric test voltage at ind. Freq. for 5s		2kV	
	Pollution degree		2	
Utilization category		AC-22A		
Mechanical features	Electrical life		1500	
	Mechanical life		8500	
	Contact position indicator		Yes	
	Protection degree		IP 20	
	Reference temperature for setting of thermal element (°C)		30	
	Ambient temperature (with daily average $\leq 35^\circ\text{C}$)		-5...+40 °C	
Storage temperature (°C)		-25. . . +70 °C		
Installation	Terminal connection type		Cable/U-type busbar/Pin-type busbar	
	Terminal size top/bottom for cable		50mm ² / 18-1/0 AWG	
	Terminal size top/bottom for busbar		35mm ² / 18-2 AWG	
	Tightening torque		2.5 N*m / 22 In-lbs.	
	Mounting		On DIN rail EN 60715 (35mm)	
	Connection		From top and bottom	